

2 April 2026

Eyeopener

Situation in industry (seemingly) better than expected

Today, only US jobless claims data

Poland's manufacturing PMI rose by 1.6 points to 48.7 points in March, beating expectations

The general government deficit stood at 7.2% of GDP in 2025

Minor changes in EURPLN, further strengthening of bonds and a fall in market rates

Today, we will see the weekly data on initial jobless claims in the US. Apart from that, the economic calendar does not include any other major publications.

In March, Poland's manufacturing PMI rose to 48.7 pts, clearly beating both the market consensus (47.1 pts) and our forecast (46.7 pts), thereby effectively recovering from the February slump to 47.1 pts from 48.8 pts in January (at that time, the market had expected an increase to 49.6 pts). However, the PMI report is less optimistic in its assessment of business conditions in the sector than the headline index alone would suggest. The report points to a further decline in new orders, especially foreign ones, an acceleration in job cuts (to the fastest pace since September 2023), and a reduction in purchasing activity by Polish manufacturers. Despite weaker demand for raw materials and inputs, delivery times lengthened the most since June 2022, suggesting that the surprisingly strong rebound in the PMI in March may have been driven by supply-chain bottlenecks related to the conflict in the Middle East. The report also indicates an improvement in the current output component, which reached its highest level in almost a year. This may reflect the clearing of backlogs after two months of a relatively harsh winter, but it may also signal rising demand stemming from the risk of inventory depletion amid supply disruptions. Although the March PMI reading was surprisingly high, the detailed survey results prompt us to be more cautious in assessing the outlook for manufacturing in 2Q, and possibly also in subsequent quarters.

According to preliminary estimate, **the general government deficit (GG) rose to 7.2% of GDP in 2025**, while GG debt increased to 59.7% of GDP. At the same time, the deficit and debt figures for 2024 were subject to slight downward revisions, to 6.4% from 6.6% of GDP and to 54.8% from 55.3% of GDP, respectively. The deficit recorded in 2025 was around 0.3 pp of GDP higher than projected in the 2026 Budget Act. Although a deficit of around 7% should be regarded as uncomfortably high given the risk of an economic slowdown related to the war in the Middle East, we assume that only a strong and prolonged escalation of the conflict could lead to a significant deterioration in the budget.

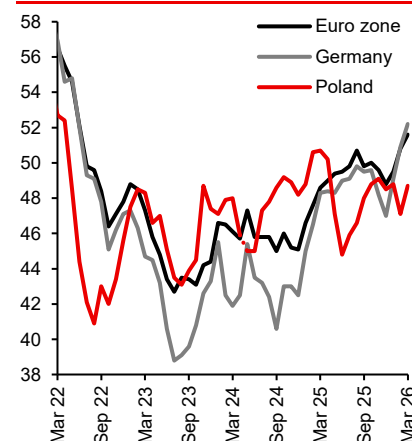
Poland's seasonally adjusted unemployment rate, calculated in line with the LFS methodology, remained unchanged at 3.2% in February compared with January. The unemployment rate in the euro area rose by 0.1 pp to 6.2%.

EURPLN showed only minor fluctuations on Wednesday and ended the session slightly above 4.28. EURCZK behaved similarly, standing at around 24.52 at the end of the session. Somewhat larger moves were seen in EURHUF, which fell by around 0.3% to slightly below 383. At the same time, the US dollar registered further depreciation against the euro, which translated into a rise in EURUSD above 1.16.

Domestic bond yields fell by 17–19 bp on Wednesday, with the yield curve steepening by around 2 bp. Domestic IRS rates also declined, by 13 bp across the entire curve, as did FRA rates, by 6–18 bp. The strengthening of bonds and the decline in money market rates may have been linked to comments made by US President Donald Trump to Reuters ahead of his address to the nation, which included, among other things, a pledge of a "pretty quick" exit from Iran. Developments in core markets did not show a similar reaction—German bond yields fell by around 1 bp, while US yields rose by 1–2 bp.

In his address to the nation delivered in the early hours Polish time, **Donald Trump reiterated his earlier declarations that the war with Iran would last another 2–3 weeks**, that the Americans were close to achieving their objectives, and at the same time threatened to hit Iran "extremely hard" in the near term. The speech appears to dispel hopes for a swift end to the conflict, on the back of which global market sentiment had improved over the past two days, meaning that just ahead of Easter one a renewed wave of global risk aversion is quite likely.

Manufacturing PMIs, pts



Source: S&P Global, Santander Bank Polska

Economic Analysis Department:

a.l. Jana Pawła II 17, 00-854 Warszawa
 email: ekonomia@santander.pl
 website: santander.pl/en/economic-analysis
 Piotr Bielski +48 691 393 119
 Bartosz Białas +48 517 881 807
 Adrian Domitrz +48 571 664 004
 Marcin Luziński +48 510 027 662
 Grzegorz Ogonek +48 609 224 857

FX market

Today's opening			
EURPLN	4,2910	CZKPLN	0,1746
USDPLN	3,7223	HUFPLN*	1,0911
EURUSD	1,1527	RONPLN	0,8420
CHFPLN	4,6559	NOKPLN	0,3807
GBPPLN	4,9192	DKKPLN	0,5741
USDCNY	6,8892	SEKPLN	0,3916

*for 100HUF

Last session in the FX market					01.04.2026
	min	max	open	close	fixing
EURPLN	4,2778	4,2901	4,2864	4,2797	4,2874
USDPLN	3,6802	3,7077	3,7063	3,6853	3,6972
EURUSD	1,1560	1,1627	1,1565	1,1613	

Interest rate market

01.04.2026

T-bonds on the interbank market**		
Benchmark (term)	%	Change (bps)
OK0128 (2L)	4,38	-13
PS0131 (5L)	5,14	-19
DS1035 (10L)	5,74	-16

IRS on the interbank market**

Term	PL		US		EZ	
	%	Change (bps)	%	Change (bps)	%	Change (bps)
1L	4,12	-11	3,97	1	2,72	1
2L	4,24	-16	3,90	0	2,81	1
3L	4,30	-16	3,86	1	2,82	-2
4L	4,36	-16	3,87	1	2,83	-2
5L	4,42	-16	3,92	2	2,86	-2
8L	4,59	-16	4,04	0	2,97	-2
10L	4,70	-15	4,16	2	3,04	-2

WIBOR rates

Term	%	Change (bps)
O/N	3,71	12
SW	3,76	-5
1M	3,81	0
3M	3,85	0
6M	3,87	-2

FRA rates on the interbank market**

Term	%	Change (bps)
1x4	3,82	-4
3x6	3,95	-8
6x9	4,15	-16
9x12	4,29	-20
3x9	4,04	-9
6x12	4,24	-16

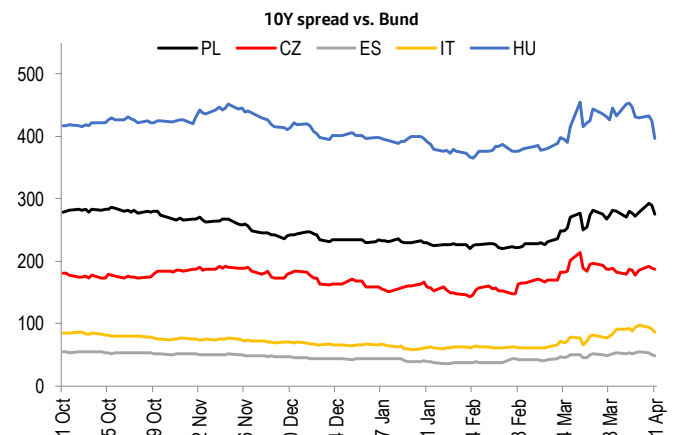
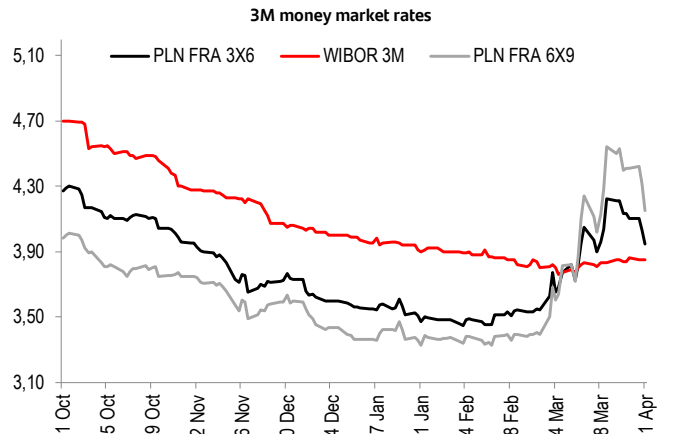
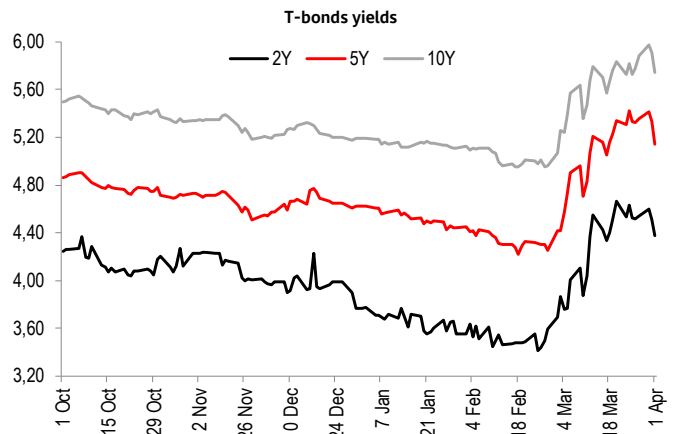
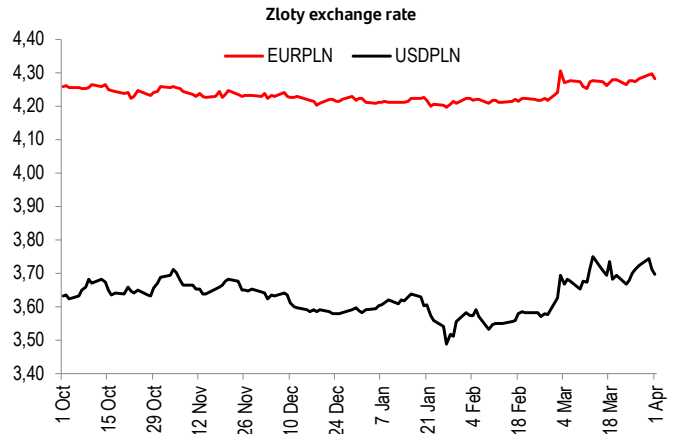
CDS rates and 10Y yield spread vs. German Bund

Country	CDS 5Y USD		10Y spread*	
	Level	Change (bps)	Level	Change (bps)
Poland	64	0	275	-15
France	16	0	69	-2
Hungary	113	0	396	-28
Spain	21	-1	49	-1
Italy	18	0	87	-4
Portugal	10	0	45	-2
Ireland	10	0	27	3
Germany	4	0	-	-

* 10Y treasury bonds over 10Y Bunds

**Information shows bid levels on the interbank market at the end of the trading day

Source: LSEG, Datastream



Calendar of events and publications

TIME CET	COUNTRY	INDICATOR	PERIOD	FORECAST		ACTUAL VALUE	LAST VALUE*
				MARKET	SANTANDER		
FRIDAY (27 March)							
15:00	US	Michigan index	Mar	pts	54.0	53.3	56.6
MONDAY (30 March)							
11:00	EZ	ESI	Mar	pct.	96.6	96.6	98.2
14:00	DE	HICP	Mar	% m/m	1.2	1.2	0.4
TUESDAY (31 March)							
08:00	DE	Retail Sales	Feb	% m/m	0.3	-0.6	-1.0
09:00	CZ	GDP SA	4Q	% y/y	2.6	2.7	2.6
09:30	PL	CPI	Mar	% y/y	3.2	3.1	3.0
11:00	EZ	HICP	Mar	% y/y	2.6	2.5	1.9
16:00	US	Consumer Conference Board	Mar	pts	87.9	91.8	91.0
WEDNESDAY (1 April)							
09:00	PL	Poland Manufacturing PMI	Mar	pts	47.2	46.7	48.7
09:55	DE	Germany Manufacturing PMI	Mar	pts	51.7	52.2	51.7
10:00	EZ	Eurozone Manufacturing PMI	Mar	pts	51.4	51.6	51.4
11:00	EZ	Unemployment Rate	Feb	%	6.1	6.2	6.1
14:15	US	ADP report	Mar	k	40	62	66
14:30	US	Retail Sales Advance	Feb	% m/m	0.5	0.6	-0.1
16:00	US	ISM manufacturing	Mar	pts	52.3	52.7	52.4
THURSDAY (2 April)							
14:30	US	Initial Jobless Claims	weekly	k	210	-	210
FRIDAY (3 April)							
03:45	CN	Caixin China PMI Services	Mar	pts	53.6	-	56.7
14:30	US	Change in Nonfarm Payrolls	Mar	k	50.0	-	-92.0
14:30	US	Unemployment Rate	Mar	%	4.4	-	4.4

Source: Santander Bank Polska, Reuters, Parkiet, Bloomberg

* in the case of a revision the data is updated

This publication has been prepared by Santander Bank Polska S.A. for information purposes only. It is not an offer or solicitation for the purchase or sale of any financial instrument. Information presented in the publication is not an investment advice. All reasonable care has been taken to ensure that the information contained herein is not untrue or misleading. But no representation is made as to its accuracy or completeness. No reliance should be placed on it and no liability is accepted for any loss arising from reliance on it. Forecasts or data related to the past do not guarantee future prices of financial instruments or financial results. Santander Bank Polska S.A. its affiliates and any of its or their officers may be interested in any transactions, securities or commodities referred to herein. Santander Bank Polska S.A. or its affiliates may perform services for or solicit business from any company referred to herein. This publication is not intended for the use of private investors. Clients should contact analysts at and execute transactions through a Santander Bank Polska S.A. entity in their home jurisdiction unless governing law permits otherwise. Copyright and database rights protection exists in this publication. Additional information is available on request. Please contact Santander Bank Polska S.A., Financial Management Division, Economic Analysis Department. al. Jana Pawła II 17, 00-854 Warsaw, Poland. phone +48 22 534 18 87, email ekonomia@santander.pl, http://www.santander.pl.